

***Rohnert Park  
Department of Public Safety  
FIRE DIVISION***



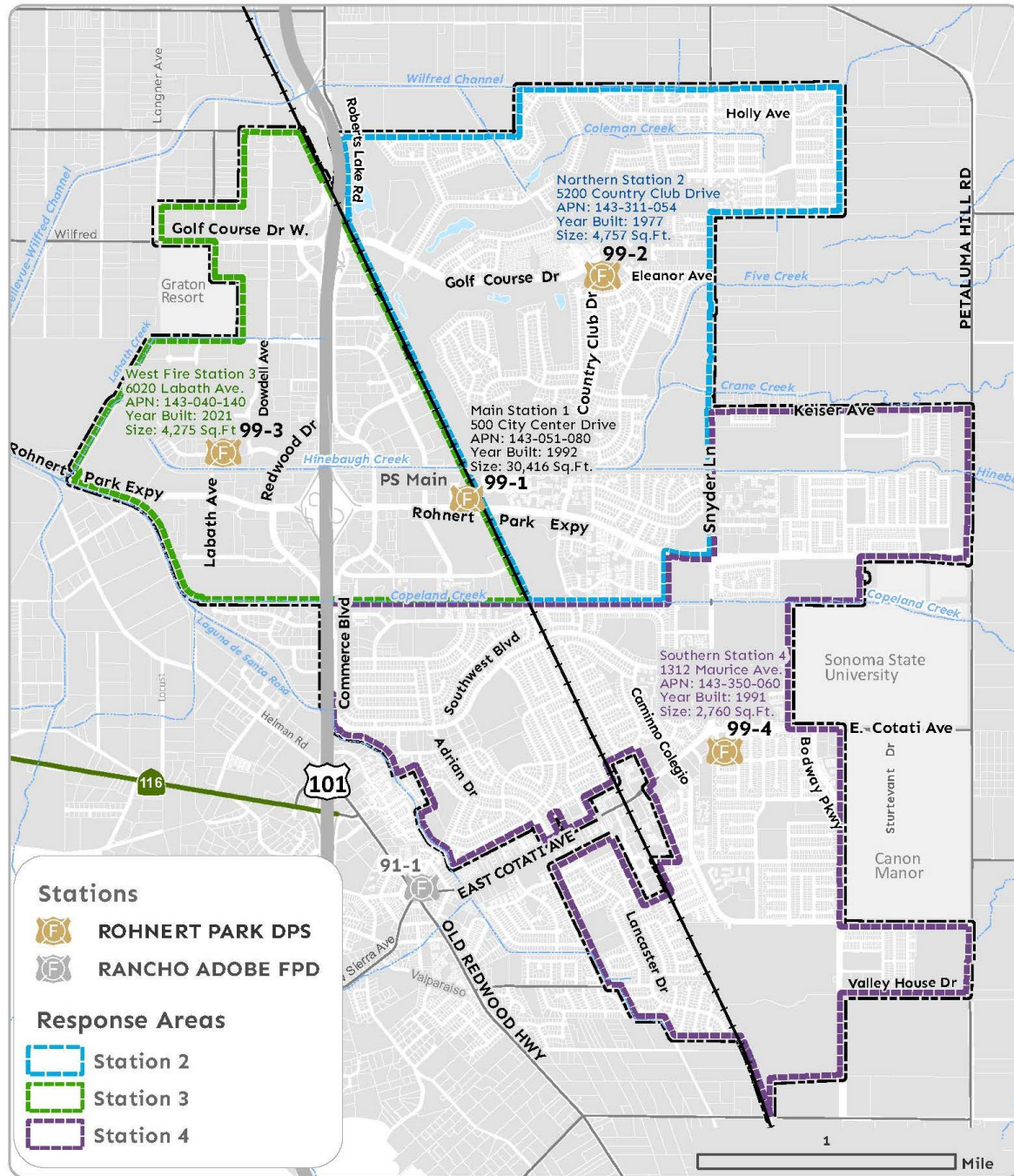
**ANNUAL REPORT**

**JANUARY 1, 2022 – DECEMBER 31, 2022**





## FIRE STATION MAP



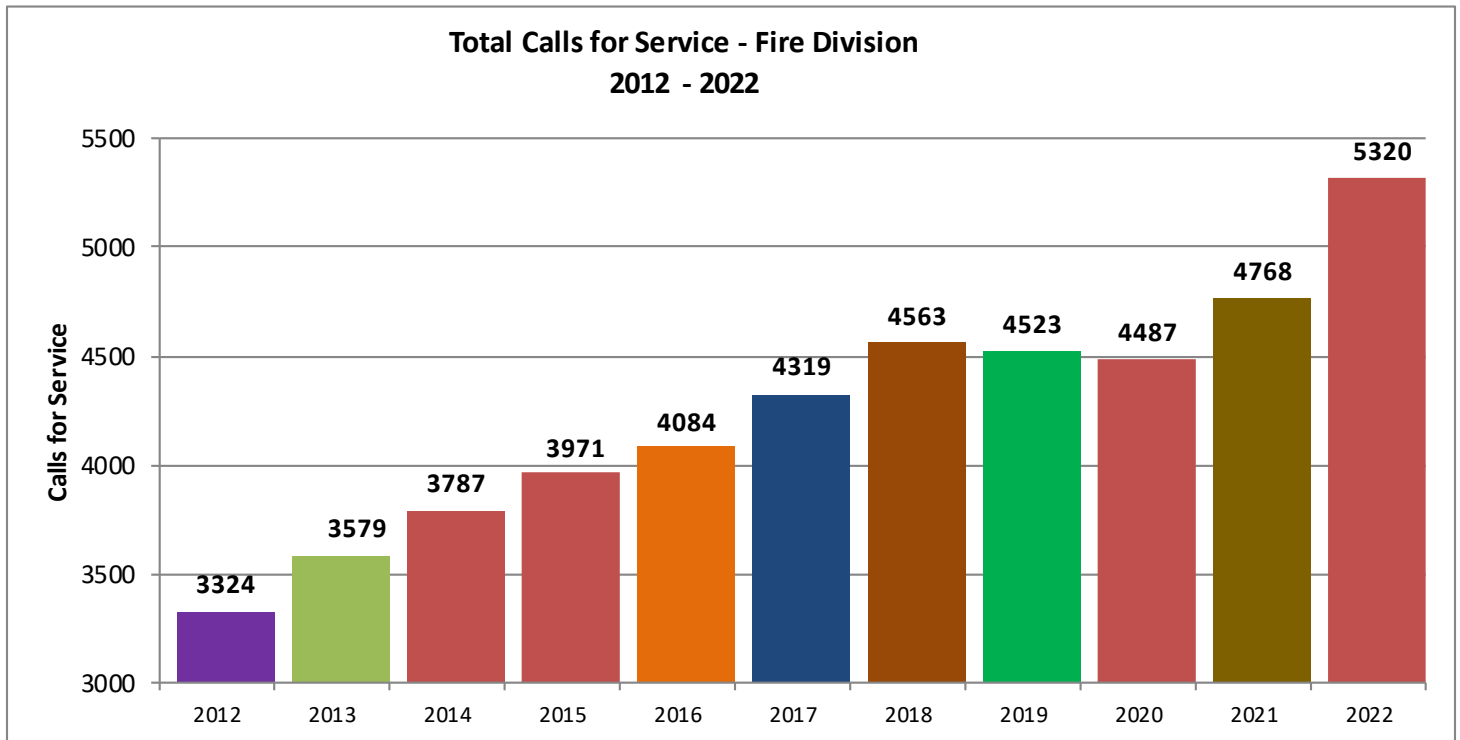
## Rohnert Park DPS Fire Stations



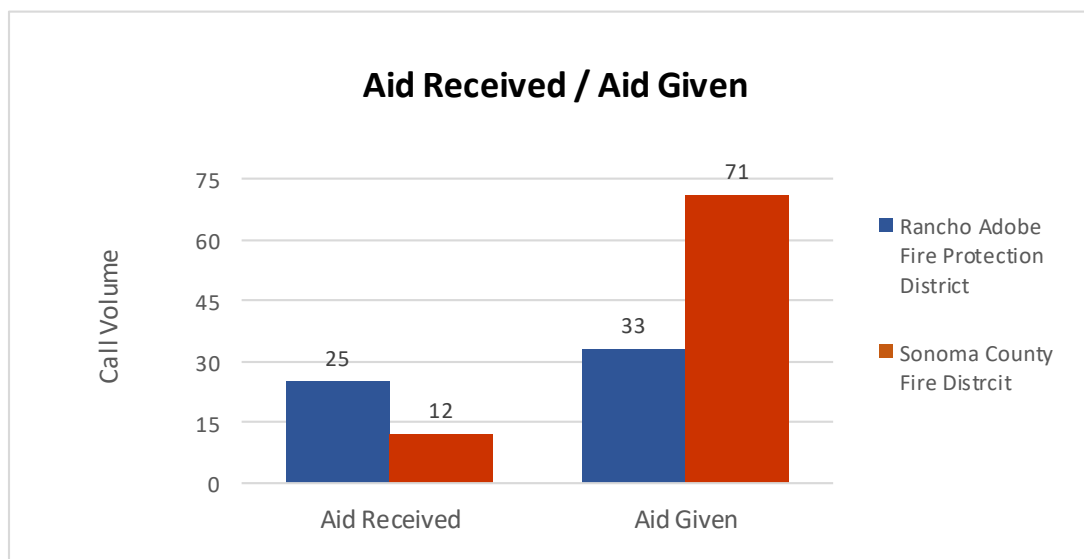


## ROHNERT PARK BY THE NUMBERS

In 2022, the Rohnert Park Department of Public Safety responded to 5,320 incidents.



Rohnert Park provided Mutual and Automatic Aid to our neighboring agencies for 104 incidents and received aid on 37 incidents.



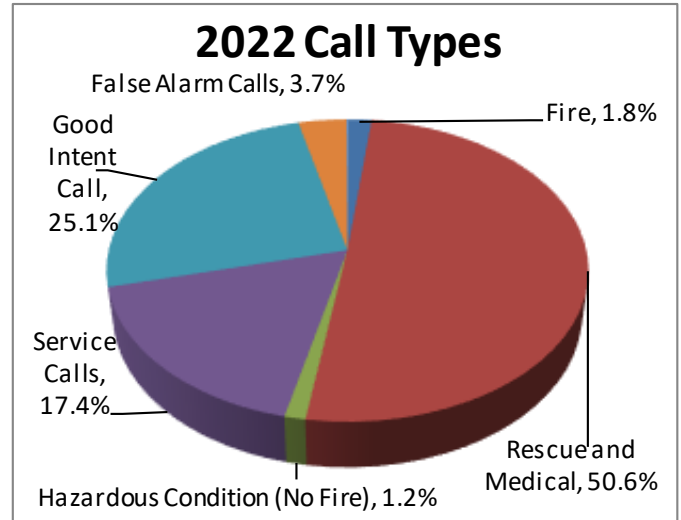


## ROHNERT PARK BY THE NUMBERS (CONTINUED)

The Rohnert Park Department of Public Safety responds to a myriad of incidents including, but not limited to: medical emergencies, fires, hazardous conditions, rescues, and public assists.

### Calls For Service

<b>Fires</b>	<b>97</b>
<b>Rescue / Medical</b>	<b>2694</b>
<b>Hazardous Condition (No Fire)</b>	<b>66</b>
<b>Service Call*</b>	<b>927</b>
<b>Good Intent Call**</b>	<b>1337</b>
<b>False Alarm Call</b>	<b>195</b>
<b>Overpressure***</b>	<b>3</b>
<b>Special Incident Type****</b>	<b>1</b>
<b>Total CFS:</b>	<b>5320</b>



\*Service Call - Public Service, Person in Distress, Water Problem, Animal Problem or Rescue, etc.

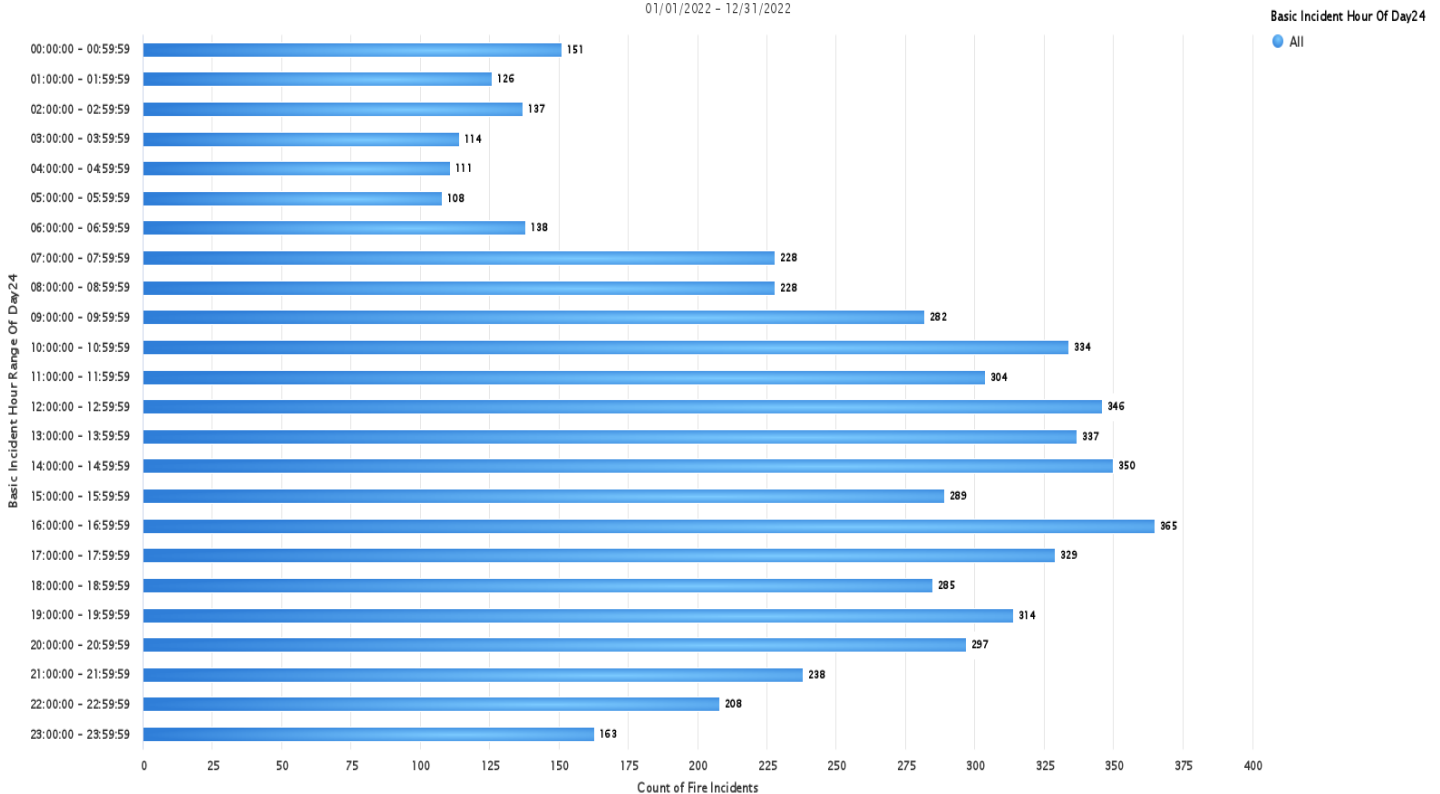
\*\*Good Intent Call - Dispatched and Canceled En Route, No Incident Found On Arrival, Authorized Controlled Burning, etc.

\*\*\*Overpressure - Overpressure Rupture, Explosion, Overheat, Chemical Reaction (No Fire), etc.

\*\*\*\*Other - Severe Weather & Natural Disaster, Test Call, Citizen Complaint, etc.

Count of Incidents By Alarm Hour

01/01/2022 - 12/31/2022



Date Generated: February 3, 2023 1:22:9 PM

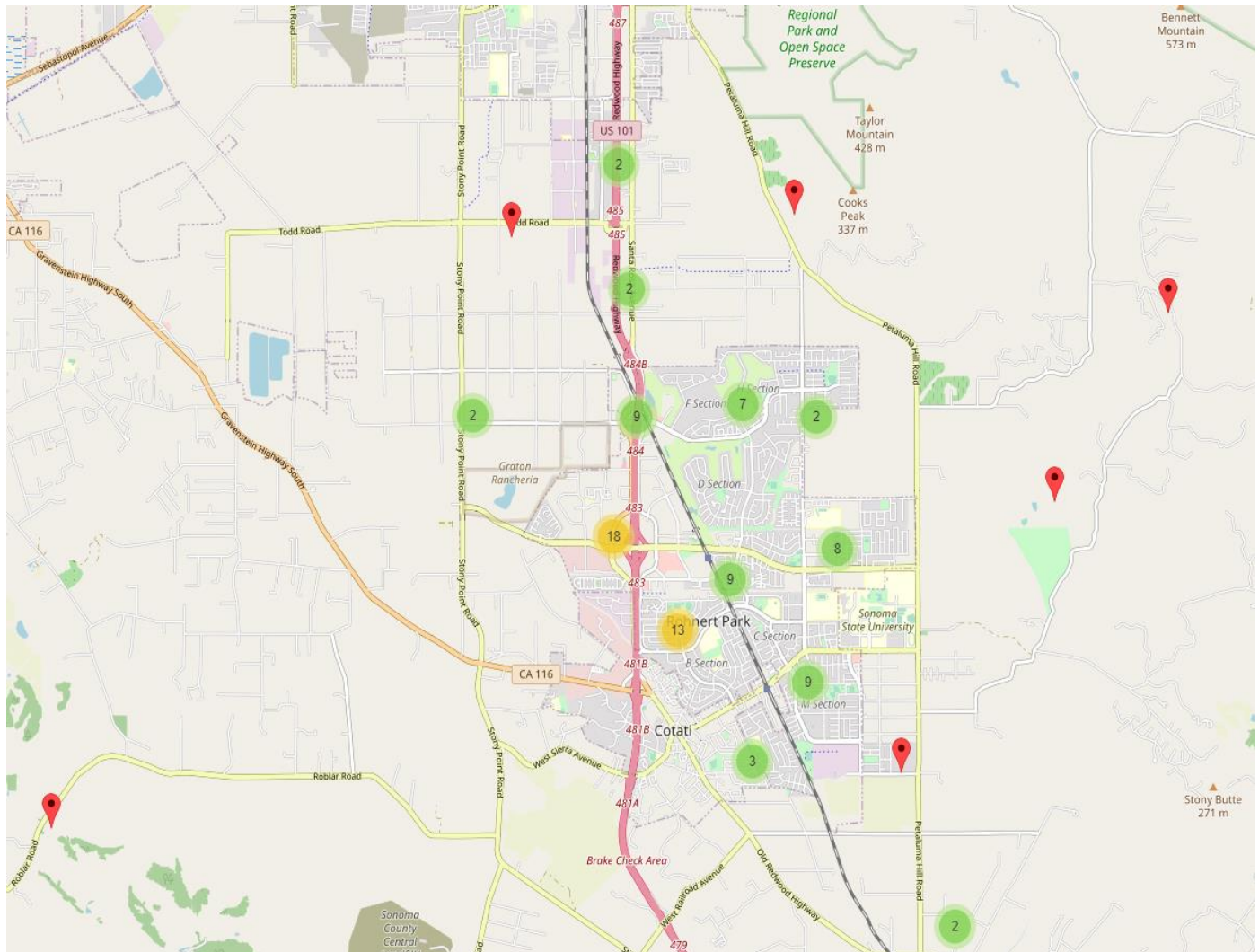
ImageTrend.com





## FIRE INCIDENTS IN 2022

### 2022 Fire Incidents Concentration Map





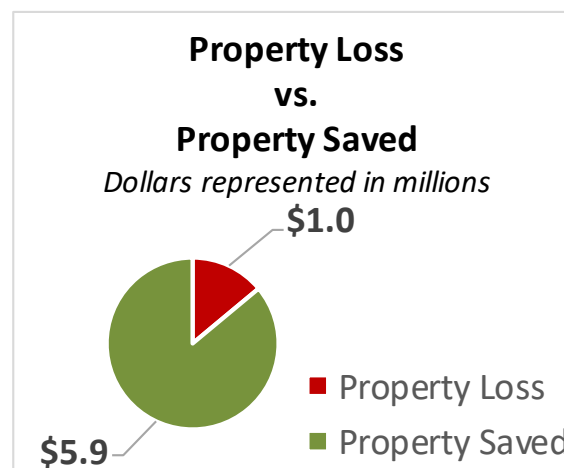
## ESTIMATED FIRE LOSS IN 2022

#	Fire Type	Count	Total at Risk	FIRE LOSS	Total Saved	Percent Saved
1	Building Fire	14	\$6,328,193	\$955,001	\$5,373,192	84.91%
2	Cooking fire confined to container	8	\$536,739	\$3,000	\$533,739	99.44%
Total Structure Fires		22	\$6,864,932	\$958,001	\$5,906,931	Total % 86.05% Saved

A fire department's value to the community and level of efficiency are difficult to measure because it cannot be measured as a production model. This report evaluates the Rohnert Park Department of Public Safety Fire Division's effectiveness through a conservative estimate of saved dollars to the community. As with most performance measures, this valuation does not tell the "whole" story. It doesn't represent the total value of content saved nor does it reflect all neighboring properties saved due to suppression efforts; however, it does a good job of demonstrating the tangible benefits of a well-trained operations division and a proactive prevention bureau.

## NOTABLE FIRE INCIDENTS IN 2022

- ❖ Building Fire, McNair Court (Property Loss: \$400,000)
- ❖ Building Fire, Michael Way (Property Loss: \$300,000)
- ❖ Building Fire, Circle Dr. (Property Loss: \$100,000)
- ❖ Building Fire, Country Club Dr. (Property Loss: \$100,000)
- ❖ Cooking Fire, Confined to Container, Santa Alicia Dr. Property Loss: \$3,000)





## FIRE PREVENTION

---

The primary goal of the Fire Prevention Bureau is to ensure that all buildings and structures are safe for all occupants as well as for emergency responders. To achieve this goal, the bureau performs plan reviews, performs inspections of new commercial and multi-family residential construction projects, performs annual fire and life safety inspections of existing buildings (including schools), follows up on any fire safety concerns, and reviews fire protection system inspection reports.

The role of fire prevention is to reduce the amount of fire loss each year through a combination of inspections, education, training and resource deployment. The department's fire prevention bureau, with the assistance of on duty personnel, inspect most occupancies annually to identify and correct fire hazards within the City of Rohnert Park.

The second basis is to provide education and training to the public about fire safety. The department provides a vast array of programs including fire extinguisher training, smoke detector installations and emergency preparedness education. Additional outreach materials are now available to the public online at

<https://www.rpcity.org/cms/One.aspx?portalId=3037873&pageId=17106953>

The final component is the deployment of resources. Our firefighters are trained to national standards based on the National Fire Protection Association (NFPA).

In 2022, Fire Prevention completed 613 plan reviews and a total of 3,866 inspections:

- ❖ Fire/Life Safety Inspections – 1960
- ❖ New Business Inspections – 60
- ❖ Construction Inspections – 1754
- ❖ Weed Abatement Inspections – 92



## FIRE PREVENTION (CONTINUED)

### OTHER ITEMS OF NOTE:

- ❖ The Weed Abatement Program was adopted into the local ordinance eliminating the need to go to the City Council for annual hearing and approval.
- ❖ The Weed Abatement Program was 100% completed without any properties requiring mandatory abatement. This included 92 inspections.
- ❖ 613 construction plan reviews were performed. This represents a 3.5% increase from 2021 (592 plan reviews).
- ❖ Fire Division held public education/outreach events during 2022. New education material was posted on the City's website and made available for the public.
- ❖ The department participated in the 16th Annual Bucket Brigade Blood Drive during which 72 lifesaving units of blood gathered.
- ❖ Public Safety held the Illegal Fireworks Campaign in 2022 banning fireworks in the City.
- ❖ HomeKey (Labath Landing) opened for new residents.
- ❖ The 2022 California Fire Code, with local amendments was presented to the city council on November 8th. The amendments were accepted by council.
- ❖ Our newest Engine (9983) is in service and is living at its new home at Station #3.
- ❖ Fire Marshal Jim Thompson retired from our agency on November 30th after serving the city for the past 6 years.

FIRE PREVENTION REVENUE		
FISCAL YEAR	BUDGETED	ACTUAL
2021-22	\$600,000	\$979,790
2022-23	\$700,000	\$472,240*
*as of 1/31/23		

- ❖ Fees based on the Adopted Fire Division Fee Schedule
- ❖ Annual Fire Inspection and Permit Fees range from \$43.60 to \$1,267.20  
(based upon business type and associated required permits)